

Patient Outcomes

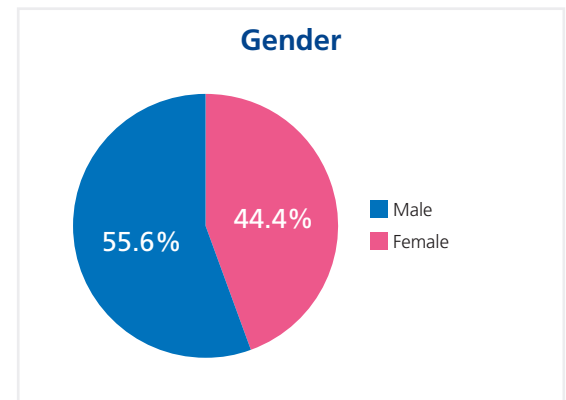
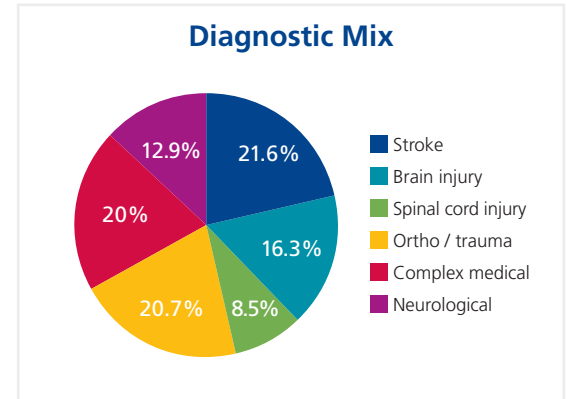
January – December 2020



PennState Health
Rehabilitation Hospital

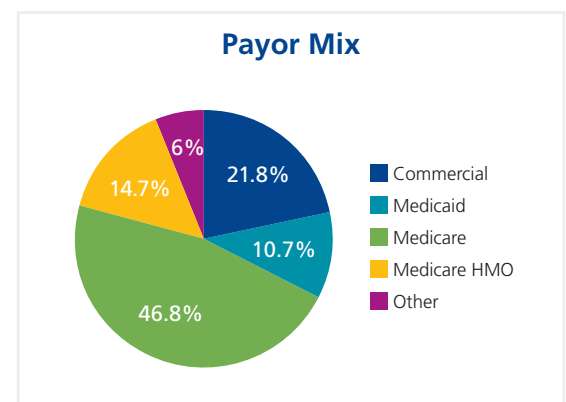
In Partnership with Select Medical

| | No. of patients | Average age | Average length of stay | Patient satisfaction |
|----------------------|-----------------|-------------------|------------------------|----------------------|
| Stroke | 260 | 69.1 years | 19.0 days | 95.2% |
| Brain injury | 196 | 57.4 years | 18.9 days | 87.7% |
| Spinal cord injury | 103 | 62.5 years | 24.3 days | 92.3% |
| Orthopedic / trauma | 250 | 70.9 years | 14.6 days | 94.6% |
| Complex medical | 242 | 74.9 years | 12.5 days | 92.4% |
| Neurological | 155 | 67.7 years | 15.8 days | 92.9% |
| Total/average | 1,206 | 68.0 years | 16.8 days | 92.9% |



Discharge Destination

| | Home | Skilled nursing | Acute hospital | Other |
|----------------------|--------------|-----------------|----------------|-------------|
| Stroke | 74.7% | 11.5% | 12.3% | 1.5% |
| Brain injury | 71.9% | 4.6% | 21.9% | 1.6% |
| Spinal cord injury | 76.7% | 7.8% | 14.6% | 0.9% |
| Orthopedic / trauma | 74.4% | 14.8% | 1% | 0.8% |
| Complex medical | 83.4% | 4.6% | 12.0% | 0% |
| Neurological | 74.2% | 9.0% | 16.8% | 0% |
| Total/average | 76.0% | 9.0% | 14.1% | 0.9% |



Every effort is made to provide an average of three hours of therapy per day, five days per week.